

Name _____
Date _____

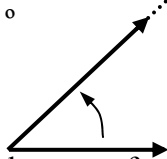
Module #1:
Worksheet 2b: Angle Measure

 **View Tutorial 2b**

↪ **Objective:** Use a protractor to accurately measure an angle and use the definition of obtuse, acute, and right to name each angle.

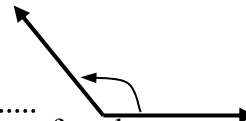
Measure each of the following angles with a protractor and name the type of angle. For a more accurate measurement, use a straight edge to extend the sides of the angle.

1. _____ °



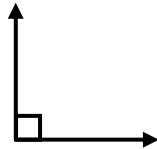
Select the type of angle:
Obtuse? Acute? or Right?

2. _____ °



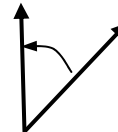
Select the type of angle:
Obtuse? Acute? or Right?

3. _____ °



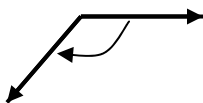
Select the type of angle:
Obtuse? Acute? or Right?

4. _____ °



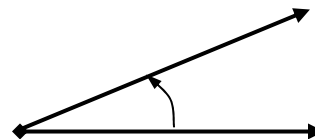
Select the type of angle:
Obtuse? Acute? or Right?

5. _____ °



Select the type of angle:
Obtuse? Acute? or Right?

6. _____ °



Select the type of angle:
Obtuse? Acute? or Right?